

Note: Revisions made through the Prior Year Data Revision System are not available for the selected collection year.

Student Financial Aid 2021-22

Institution: Eastern Washington University (235097)

Section 1: Part A

Part A - Establish Your Groups

Reporting Reminders:

- Part A establishes the number of students in various groups. Note that the numbers on this screen will be carried forward to other parts of the Student Financial Aid component.
- In the fields below, report the number of students in each of the following groups.

		Fall 2021		YOUR PRIOR YEAR DATA
				Fall 2020
01	Group 1 All <u>undergraduate</u> students	<input checked="" type="checkbox"/>	<input type="text" value="8,217"/>	10,293
	01a Of those in Group 1, those who are degree/certificate-seeking		<input type="text" value="7,619"/>	
	01b Of those in Group 1, those who are non-degree/non-certificate-seeking (Line 01 – Line 01a)		<input type="text" value="598"/>	
02	Group 2 Of those in Group 1, those who are <u>full-time</u> , <u>first-time</u> degree/certificate-seeking		<input type="text" value="1,279"/>	1,491
	02a Of those in Group 2, those who were awarded any <u>Federal Work Study</u> , <u>loans to students</u> , or grant or scholarship aid from the federal government, state/local government, the institution, or other sources known to the institution		<input type="text" value="1,233"/>	1,438
	02b Of those in Group 2, those who were awarded any <u>loans to students</u> or grant or scholarship aid from the federal government, state/local government, or the institution		<input type="text" value="1,233"/>	1,438
03	Group 3 Of those in Group 2, those paying the lower of in-state or in-district tuition rate who were awarded grant or scholarship aid from the federal government, state/local government, or the institution		<input type="text" value="1,017"/>	1,222
04	Group 4 Of those in Group 2, those paying the lower of in-state or in-district tuition rate who were awarded any <u>Title IV federal student aid</u>		<input type="text" value="724"/>	1,003

Back to top

Institution: Eastern Washington University (235097)

Section 1: Part B

Part B - Enter Information About Group 1

Reporting Reminders:

- Group 1 students are ALL **undergraduate** students (including **first-time** students) enrolled in Fall 2021.
- For this part, report:

For These Students	The Following Type(s) of Aid	Awarded in This Period
<ul style="list-style-type: none"> <li>All undergraduate students enrolled in Fall 2021 for the 2021-22 academic year as defined by the institution</li> </ul>	<ul style="list-style-type: none"> <li>Grant or scholarship aid from:                             <ul style="list-style-type: none"> <li>federal government</li> <li>state/local government</li> <li>the institution</li> <li>other sources known to the institution</li> </ul> </li> <li>Loans to students from:                             <ul style="list-style-type: none"> <li>the federal government</li> </ul> </li> </ul>	<ul style="list-style-type: none"> <li>Any time during academic year 2021-22</li> </ul>

- In the fields below, report the number of Group 1 students and the total amount of aid awarded to these students for each type of aid.

Information from Part A	Fall 2021
Group 1: All undergraduate students (This number is carried forward from Part A, Line 01.)	8,217
Of those in Group 1, those who are degree/certificate-seeking (This number is carried forward from Part A, Line 01a.)	7,619
Of those in Group 1, those who are non-degree/non-certificate-seeking (This number is carried forward from Part A, Line 01b.)	598

Aid Type		2021-22											
		All undergraduate students (Group 1)				All degree/certificate-seeking undergraduates				All non-degree/non-certificate-seeking undergraduates			
		Number students who were awarded aid	Percentage of students who were awarded aid	Total amount of aid awarded	Average amount of aid awarded (Col.3/Col.1)	Number students who were awarded aid	Percentage of students who were awarded aid	Total amount of aid awarded	Average amount of aid awarded (Col.7/Col.5)	Number students who were awarded aid (Col.1-Col.5)	Percentage of students who were awarded aid	Total amount of aid awarded (Col.3-Col.7)	Average amount of aid awarded
Col. 1	Col. 2	Col. 3	Col. 4	Col. 5	Col. 6	Col. 7	Col. 8	Col. 9	Col. 10	Col. 11	Col. 12		
01	Grant or scholarship aid from the federal government, state/local government, the institution, and other sources known to the institution (Do NOT include federal student loans)	6,018	73	61,324,221	10,190	6,018	79	61,324,221	10,190	0	0	0	
02	Federal Pell Grants	2,963	36	13,129,942	4,431	2,963	39	13,129,942	4,431				
03	Federal student loans	5,587	68	17,914,383	3,206	5,587	73	17,914,383	3,206				

You may use the box below to provide additional context for the data you have reported above. Context notes will be posted on the College Navigator website. Therefore, you should write all context notes using proper grammar (e.g., complete sentences with punctuation) and common language that can be easily understood by students and parents (e.g., spell out acronyms).

Non-applicable

Back to top

Institution: Eastern Washington University (235097)

Section 1: Part C, Page 1

**Part C, Page 1 - Enter Information about Group 2**

Reporting Reminders:

- Group 2 students are all full-time, first-time degree/certificate-seeking undergraduate students enrolled in Fall 2021.
- In the fields below, report the number of Group 2 students paying in-district, in-state, and out-of-state tuition rates. If your institution does not offer different rates, report all students as paying in-state tuition rates.

Information from Part A	Fall 2021
Group 2: Full-time, first-time degree/certificate-seeking undergraduates (This number is carried forward from Part A, Line 02)	1,279

Group 2 students:			Fall 2021		YOUR PRIOR YEAR DATA
					Fall 2020
			Number of Group 2 students	Percentage of Group 2 students	Percentage of Group 2 students
01	01a	<u>paying in-district tuition rates</u>	<input type="text" value="0"/>	0	0
	01b	<u>paying in-state tuition rates</u>	<input type="text" value="1,193"/>	93	93
	01c	<u>paying out-of-state tuition rates</u>	<input type="text" value="86"/>	7	7
	01d	Unknown (calculated value) This value is calculated using the following formula: [A02-(C01a+C01b+C01c)]	0	0	0

Back to top

Institution: Eastern Washington University (235097)

Section 1: Part C, Page 2

Part C, Page 2 - Enter Information about Group 2

Reporting Reminders:

- Part C includes financial aid information about Group 2. Group 2 students are all full-time, first-time degree/certificate-seeking undergraduate students enrolled in Fall 2021.
- For this part, report:


For These Students	The Following Type(s) of Aid	Awarded in This Period
<ul style="list-style-type: none"> <li>Full-time, first-time degree/certificate-seeking undergraduate students enrolled in Fall 2021 for the 2021-22 academic year as defined by the institution</li> </ul>	<ul style="list-style-type: none"> <li>Grant or scholarship aid from:                             <ul style="list-style-type: none"> <li>federal government</li> <li>state/local government</li> <li>the institution</li> </ul> </li> <li>Loans to students from:                             <ul style="list-style-type: none"> <li>the federal government</li> <li>other sources, including private or other loans</li> </ul> </li> <li>Do <b>not</b> include:                             <ul style="list-style-type: none"> <li>grant or scholarship aid from private or other sources</li> <li>PLUS loans or loans made to anyone other than the student</li> </ul> </li> </ul>	<ul style="list-style-type: none"> <li>Any time during academic year 2021-22</li> <li>For program reporters, this is the aid year period from July 1, 2021 through June 30, 2022.</li> </ul>

- In the fields below, report the number of Group 2 students and the total amount of aid awarded to these students for each type of aid. Enter unduplicated student counts within a category (e.g., Federal Pell Grants). However, a student can appear in more than one aid category.

Information from Part A	Fall 2021
Group 2: Full-time, first-time degree/certificate-seeking undergraduates (This number is carried forward from Part A, Line 02)	1,279
Group 2a: (This number is carried forward from Part A, Line 02a) <ul style="list-style-type: none"> <li>Of those in Group 2, those who were awarded:                             <ul style="list-style-type: none"> <li>Federal Work Study</li> <li>Loans to students</li> <li>Grant or scholarship aid from the federal government, state/local government, or the institution</li> <li>Other sources known to the institution</li> </ul> </li> </ul>	1,233
Group 2b (This number is carried forward from Part A, Line 02b) <ul style="list-style-type: none"> <li>Of those in Group 2, those who were awarded:                             <ul style="list-style-type: none"> <li>Loans to students</li> <li>Grant or scholarship aid from the federal government, state/local government, or the institution</li> </ul> </li> </ul>	1,233
Group 3 (This number is carried forward from Part A, Line 03) <ul style="list-style-type: none"> <li>Of those in Group 2, those who paid the lower of in-state or in-district tuition rate and were awarded:                             <ul style="list-style-type: none"> <li>Grant or scholarship aid from the federal government, state/local government, or the institution</li> </ul> </li> </ul>	1,017

Aid Type		Fall 2021				YOUR PRIOR YEAR DATA
		Number of Group 2 students who were awarded aid	Percentage of Group 2 students who were awarded aid	Total amount of aid awarded to Group 2 students	Average amount of aid awarded to Group 2 students	Fall 2020
						Average amount of aid awarded to Group 2 students
01	Grants or scholarships from the federal government, state/local government, or the institution	1,178	92	10,838,165	<input checked="" type="checkbox"/> 9,200	8,167
02	<u>Federal grants</u>	830	65	4,192,250	<input checked="" type="checkbox"/> 5,051	3,940
	02a <u>Federal Pell Grants</u>	481	38	2,147,256	4,464	4,373
	02b <u>Other federal grants</u>	827	65	2,044,994	<input checked="" type="checkbox"/> 2,473	1,179
03	<u>State/local government grants or scholarships</u> (includes fellowships/tuition waivers/exemptions)	653	51	3,099,816	4,747	4,533
04	<u>Institutional grants or scholarships</u> (includes fellowships/tuition waivers/exemptions)	959	75	3,546,099	3,698	3,477
05	<u>Loans to students</u>	501	39	3,203,116	<input checked="" type="checkbox"/> 6,393	5,607
	05a <u>Federal loans</u>	486	38	2,337,135	4,809	4,615
	05b <u>Other loans (including private loans)</u>	68	5	865,981	<input checked="" type="checkbox"/> 12,735	11,314

Back to top

 You may use the box below to provide additional context for the data you have reported above. Context notes will be posted on the College Navigator website. Therefore, you should write all context notes using proper grammar (e.g., complete sentences with punctuation) and common language that can be easily understood by students and parents (e.g., spell out acronyms).

Non-applicable ▼

Institution: Eastern Washington University (235097)

Section 1: Comparison Chart

Comparison Chart

Reporting Reminders:

- Based on the information reported on the previous screens for Group 1 (all undergraduates) and Group 2 (full-time, first-time degree/certificate-seeking undergraduates), this comparison chart seeks to help institutions check their reported data. Assuming that the information on Groups 1 and 2 is correct, then the calculated fields for 'All Other Undergraduates' should be the balance (Group 1 minus Group 2). If the balance does not check with your institution's calculations, please correct your reported numbers for Groups 1 and 2 before moving forward with the completion of the SFA survey component.

Note:

- Data for the 'All Other Undergraduates' will appear in the IPEDS Data Center for data users, but not in College Navigator.

		Fall 2021	Academic Year 2021-22	Academic Year 2021-22
		Number of students	Federal Pell grants	Federal Student Loans
01	Group 1 (all undergraduates)	8,217		
02	Number of students who were awarded aid		2,963	5,587
03	Percentage who were awarded aid		36	68
04	Total amount of aid awarded		13,129,942	17,914,383
05	Average amount of aid awarded		4,431	3,206
06	Group 2 (Full-time, first-time undergraduates)	1,279		
07	Number of students who were awarded aid		481	486
08	Percentage who were awarded aid		38	38
09	Total amount of aid awarded		2,147,256	2,337,135
10	Average amount of aid awarded		4,464	4,809
11	All other undergraduates (Line 01 - Line 06)	6,938		
12	Number of students who were awarded aid (Line 02 - Line 07)		2,482	5,101
13	Percentage who were awarded aid (Line 12 / Line 11)		36	74
14	Total amount of aid awarded (Line 04 - Line 09)		10,982,686	15,577,248
15	Average amount of aid awarded (Line 14 / Line 12)		4,425	3,054

Back to top

Institution: Eastern Washington University (235097)

Section 1: Cost of Attendance

Cost of attendance for full-time, first-time undergraduate students

Reporting Reminders:

- Please enter the amounts requested below. These data will be made available to the public on College Navigator. If your institution participates in any Title IV programs (Federal Pell Grant, Federal Direct Loan, etc.), you must complete all information.
- Estimates of expenses for books and supplies, room and board, and other expenses are those from the **Cost of Attendance report** used by the financial aid office in determining financial need. Please talk to your financial aid office to get these numbers to ensure that you are reporting correctly.
- These numbers are carried forward from Institutional Characteristics and should only be changed if an error was made in the reporting.

Charges for full academic year	2019-20	2020-21	2021-22
<b>Published <u>tuition</u> and <u>required fees</u>:</b>			
<u>In-district</u>			
Tuition	6,543	6,707	6,896
Required fees	983	1,026	1,026
Tuition + fees total	7,526	7,733	7,922
<u>In-state</u>			
Tuition	6,543	6,707	6,896
Required fees	983	1,026	1,026
Tuition + fees total	7,526	7,733	7,922
<u>Out-of-state</u>			
Tuition	24,074	24,676	24,722
Required fees	983	1,026	1,026
Tuition + fees total	25,057	25,702	25,748
<b>📘 <u>Books and supplies</u></b>			
	900	930	942
<b><u>On-campus:</u></b>			
<u>Room and board</u>	12,405	13,480	13,060
<u>Other expenses</u>	2,700	3,075	3,132
Room and board and other expenses	15,105	16,555	16,192
<b><u>Off-campus (not with family):</u></b>			
<u>Room and board</u>	10,500	10,500	10,500
<u>Other expenses</u>	3,360	3,468	3,525
Room and board and other expenses	13,860	13,968	14,025
<b>📘 <u>Off-campus (with family):</u></b>			
<u>Other expenses</u>	3,120	3,216	3,132

Back to top

Institution: Eastern Washington University (235097)

Section 1: Part D

Part D - Enter Information about Group 3

Reporting Reminders:

- Group 3 students are all full-time, first-time degree/certificate-seeking undergraduate students enrolled Fall 2021 paying the lower of in-state or in-district tuition rate who were awarded grant or scholarship aid from the following sources: the federal government, state/local government, or the institution. The information you report in this part will be used in Part F to calculate average institutional net price.
- For this part, report:

For These Students	The Following Type(s) of Aid	Awarded in This Period
<ul style="list-style-type: none"> <li>Full-time, first-time degree/certificate-seeking undergraduate students enrolled in Fall 2021 for the 2021-22 academic year as defined by the institution paying the lower of in-state or in-district tuition rate who were awarded grant or scholarship aid from the following sources: the federal government, state/local government, or the institution</li> <li>Do <b>not</b> include students who were awarded only grant or scholarship aid from private or other sources, or students who were awarded only non-grant aid</li> </ul>	<ul style="list-style-type: none"> <li>Grant or scholarship aid from:                             <ul style="list-style-type: none"> <li>federal government</li> <li>state/local government</li> <li>the institution</li> </ul> </li> <li>Do <b>not</b> include:                             <ul style="list-style-type: none"> <li>grant or scholarship aid from private or other sources</li> <li>federal student loans</li> <li>parent PLUS loans</li> <li>private loans</li> <li>HEERF grants</li> <li>Federal Work Study amounts</li> </ul> </li> </ul>	<ul style="list-style-type: none"> <li>Any time during academic year 2021-22</li> </ul>

- In the fields below, report the number of Group 3 students with each type of living arrangement and the total amount of grant or scholarship aid from the federal government, state/local government, or the institution awarded to these students.

Information from Part A:		YOUR PRIOR YEAR DATA 2019-20	YOUR PRIOR YEAR DATA 2020-21	2021-22
<b>Group 3</b> Full-time, first-time degree/certificate-seeking undergraduate students paying the lower of in-state or in-district tuition rate who were awarded grant or scholarship aid from the following sources: the federal government, state/local government, or the institution (This number is carried forward from Part A, Line 03)		1,446	1,222	1,017
01	Report the number of Group 3 students with the following living arrangements:	YOUR PRIOR YEAR DATA 2019-20	YOUR PRIOR YEAR DATA 2020-21	2021-22
	01a On-campus	866	722	591
	01b Off-campus (with family)	380	301	214
	01c Off-campus (not with family)	145	147	155
	01d Unknown (calculated) This value is calculated using the following formula: [A03-(D01a+D01b+D01c)]	55	52	57
02	Report the total amount of grant or scholarship aid from the federal government, state/local government, or the institution awarded to Group 3 students	11,286,275	9,545,053	9,120,672
03	Average grant or scholarship aid from the federal government, state/local government, or the institution awarded to Group 3 students (calculated value). This value is calculated using the following formula: [D02/A03]	7,805	7,811	8,968

You may use the box below to provide additional context for the data you have reported above. Context notes will be posted on the College Navigator website. Therefore, you should write all context notes using proper grammar (e.g., complete sentences with punctuation) and common language that can be easily understood by students and parents (e.g., spell out acronyms).

Non-applicable

Back to top



Institution: Eastern Washington University (235097)

Section 1: Part E

Part E – Enter Information about Group 4

Reporting Reminders:

- Part E includes financial aid information about Group 4, undergraduate students enrolled in Fall 2021 paying the lower of in-state or in-district tuition rate who were awarded any Title IV federal student aid, including federal grants or federal student loans. The information you report in this part will be used in Part G to calculate average institutional net price by income level.
- For this part, report:

For These Students	The Following Type(s) of Aid	Awarded in This Period
<ul style="list-style-type: none"> <li>Full-time, first-time degree/certificate-seeking undergraduate students enrolled Fall 2021 for the 2021-22 academic year as defined by the institution paying the lower of in-state or in-district tuition rate who were awarded any Title IV federal student aid</li> </ul>	<ul style="list-style-type: none"> <li>Grant or scholarship aid from:                             <ul style="list-style-type: none"> <li>federal government</li> <li>state/local government</li> <li>the institution</li> </ul> </li> <li>Do <b>not</b> include:                             <ul style="list-style-type: none"> <li>grant or scholarship aid from private or other sources</li> <li>federal student loans</li> <li>parent PLUS loans</li> <li>private loans</li> <li>HEERF grants</li> <li>Federal Work Study amounts</li> </ul> </li> </ul>	<ul style="list-style-type: none"> <li>Any time during academic year 2021-22</li> </ul>

- In the fields below, report the number of Group 4 students with each type of living arrangement and the total amount of grant or scholarship aid from the federal government, state/local government, or the institution awarded to these students by income level.

Information from Part A:		2019-20	2020-21	2021-22
<b>Group 4</b> Full-time, first-time degree/certificate-seeking undergraduate students paying the lower of in-state or in-district tuition rate who were awarded any Title IV federal student aid (This number is carried forward from Part A, Line 04)		1,173	1,003	724
01	Report the number of Group 4 students with the following living arrangements:	YOUR PRIOR YEAR DATA	YOUR PRIOR YEAR DATA	
		2019-20	2020-21	2021-22
01a	On-campus	757	618	467
01b	Off-campus (with family)	285	248	137
01c	Off-campus (not with family)	131	136	120
01d	Unknown (calculated) This value is calculated using the formula: [A04-(E01a+E01b+E01c)]	0	1	0


		Number of students who were awarded any Title IV aid (Group 4)	Of those in Column 1, the number who were awarded any grant or scholarship aid from the following sources: the federal government, state/local government, or the institution	Of those in Column 1, the total amount of grant or scholarship aid awarded from the following sources: the federal government, state/local government, or the institution	<b>i</b> Average amount of federal, state/local, and institutional grant or scholarship aid awarded to Group 4 students
2019-20					
		Col. 1	Col. 2	Col. 3	Col. 4
02	Income level				
02a	\$0-30,000	327	327	4,193,223	12,823
02b	\$30,001-48,000	210	210	2,495,776	11,885
02c	\$48,001-75,000	229	229	1,890,657	8,256
02d	\$75,001-110,000	184	169	591,458	3,214
02e	\$110,001 and more	223	176	383,488	1,720
02f	Total all income levels	1,173	1,111	9,554,602	8,145

2020-21					
		Col. 1	Col. 2	Col. 3	Col. 4
03	Income level				

Back to top

03a	\$0-30,000		<input type="text" value="270"/>	<input type="text" value="270"/>	<input type="text" value="3,541,267"/>	13,116
03b	\$30,001-48,000		<input type="text" value="168"/>	<input type="text" value="168"/>	<input type="text" value="2,115,332"/>	12,591
03c	\$48,001-75,000		<input type="text" value="190"/>	<input type="text" value="190"/>	<input type="text" value="1,768,752"/>	9,309
03d	\$75,001-110,000		<input type="text" value="186"/>	<input type="text" value="184"/>	<input type="text" value="987,679"/>	5,310
03e	\$110,001 and more		<input type="text" value="189"/>	<input type="text" value="162"/>	<input type="text" value="376,841"/>	1,994
03f	Total all income levels		1,003	974	8,789,871	8,764

2021-22						
		Col. 1	Col. 2	Col. 3	Col. 4	
04	<b>i</b> Income level					
04a	\$0-30,000		<input type="text" value="175"/>	<input type="text" value="175"/>	<input type="text" value="2,778,325"/>	15,876
04b	\$30,001-48,000		<input type="text" value="140"/>	<input type="text" value="140"/>	<input type="text" value="2,135,612"/>	15,254
04c	\$48,001-75,000		<input type="text" value="147"/>	<input type="text" value="147"/>	<input type="text" value="1,786,792"/>	12,155
04d	\$75,001-110,000		<input type="text" value="101"/>	<input type="text" value="100"/>	<input type="text" value="615,012"/>	6,089
04e	\$110,001 and more		<input type="text" value="161"/>	<input type="text" value="135"/>	<input type="text" value="322,739"/>	2,005
04f	Total all income levels		<input checked="" type="checkbox"/> 724	697	7,638,480	10,550

 You may use the box below to provide additional context for the data you have reported above. Context notes will be posted on the College Navigator website. Therefore, you should write all context notes using proper grammar (e.g., complete sentences with punctuation) and common language that can be easily understood by students and parents (e.g., spell out acronyms).

Non-applicable

Institution: Eastern Washington University (235097)

Section 1: Part F

Part F – Net Price Calculation for Group 3

Note:

- The following net price calculation is based on information that your institution reported in the Institutional Characteristics component and the Student Financial Aid component. For more information about the data your institution reported in the Institutional Characteristics component, please contact your institution's IPEDS Keyholder.

Components of cost of attendance		YOUR PRIOR YEAR DATA	YOUR PRIOR YEAR DATA	2021-22
		2019-20	2020-21	
01	Published <u>tuition</u> and <u>required fees</u> (lower of in-state or in-district tuition rate)	7,526	7,733	7,922
02	<u>Books and supplies</u>	900	930	942
03	<u>Room</u> and <u>board</u> and <u>other expenses</u> by living arrangement			
	03a <u>On-campus</u>	15,105	16,555	16,192
	03b <u>Off-campus (with family)</u>	3,120	3,216	3,132
	03c <u>Off-campus (not with family)</u>	13,860	13,968	14,025
04	Number of Group 3 students by living arrangement			
	04a <u>On-campus</u>	866	722	591
	04b <u>Off-campus (with family)</u>	380	301	214
	04c <u>Off-campus (not with family)</u>	145	147	155
	04d Unknown	55	52	57
05	Weighted average for room and board and other expenses by number of students for each living arrangement (excluding unknown values) See instructions for the formula for this calculation	11,701	12,798	12,931
06	Total cost of attendance This value is calculated using the following formula: [F01+F02+F05]	20,127	21,461	21,795
07	Average amount of grant or scholarship aid awarded to Group 3 students from the following sources: the federal government, state/local government, and the institution	7,805	7,811	8,968
08	Average institutional <u>net price</u> for Group 3 students This value is calculated using the following formula: [F06-F07]	12,322	13,650	12,827

As required by the *Higher Education Act, as amended (2008)*, these amounts will be posted on the U.S. Department of Education's College Navigator website and used in the U.S. Department of Education's College Affordability and Transparency Lists.

You may use the box below to provide additional context for the data you have reported above. Context notes will be posted on the College Navigator website. Therefore, you should write all context notes using proper grammar (e.g., complete sentences with punctuation) and common language that can be easily understood by students and parents (e.g., spell out acronyms).

Non-applicable ▼

Back to top

Institution: Eastern Washington University (235097)

Section 1: Part G


Part G – Net Price Calculation for Group 4

Note:

- The following net price calculation is based on information that your institution reported in the Institutional Characteristics component and the Student Financial Aid component. For more information about the data your institution reported in the Institutional Characteristics component, please contact your institution's IPEDS Keyholder.

Components of cost of attendance		YOUR PRIOR YEAR DATA	YOUR PRIOR YEAR DATA	2021-22
		2019-20	2020-21	
01	Published <u>tuition</u> and <u>required fees</u> (lower of in-state or in-district tuition rate)	7,526	7,733	7,922
02	<u>Books and supplies</u>	900	930	942
03	<u>Room</u> and <u>board</u> and <u>other expenses</u> by living arrangement			
	03a <u>On-campus</u>	15,105	16,555	16,192
	03b <u>Off-campus (with family)</u>	3,120	3,216	3,132
	03c <u>Off-campus (not with family)</u>	13,860	13,968	14,025
04	Number of Group 4 students by living arrangement			
	04a <u>On-campus</u>	757	618	467
	04b <u>Off-campus (with family)</u>	285	248	137
	04c <u>Off-campus (not with family)</u>	131	136	120
	04d Unknown	0	1	0
05	Weighted average for room and board and other expenses by number of students for each living arrangement (excluding unknown values) See instructions for the formula for this calculation	12,054	12,902	13,362
06	Total cost of attendance by income level This value is calculated using the following formula: [G01+G02+G05]	20,480	21,565	22,226
07	Average amount of grant or scholarship aid awarded to Group 4 students from the following sources: the federal government, state/local government, and the institution	8,145	8,764	10,550
	07a \$0-30,000	12,823	13,116	15,876
	07b \$30,001-48,000	11,885	12,591	15,254
	07c \$48,001-75,000	8,256	9,309	12,155
	07d \$75,001-110,000	3,214	5,310	6,089
	07e \$110,001 and more	1,720	1,994	2,005
08	Average institutional <u>net price</u> for Group 4 students This value is calculated using the following formula: [G06-G07]			
	08a \$0-30,000	7,657	8,449	6,350
	08b \$30,001-48,000	8,595	8,974	6,972
	08c \$48,001-75,000	12,224	12,256	10,071
	08d \$75,001-110,000	17,266	16,255	16,137
	08e \$110,001 and more	18,760	19,571	20,221

As required by the *Higher Education Act, as amended (2008)*, these amounts will be posted on the U.S. Department of Education's College Navigator website.

 You may use the box below to provide additional context for the data you have reported above. Context notes will be posted on the College Navigator website. Therefore, you should write all context notes using proper grammar (e.g., complete sentences with punctuation) and common language that can be easily understood by students and parents (e.g., spell out acronyms).

Non-applicable 

Back to top

Institution: Eastern Washington University (235097)

Section 2: Military Servicemembers and Veteran's Benefits - Undergraduate and Graduate

Section 2: Military Servicemembers and Veteran's Benefits

Important Note:

- Report for **Post-9/11 GI Bill Benefits**: July 1, 2021 - June 30, 2022.
- Report for **Department of Defense Tuition Assistance Program**: October 1, 2021 - September 30, 2022
- **Program reporters should be reporting the information on this screen for ALL programs (not just the largest program).**

Reporting Reminders:

- Report the total number of student recipients and the total dollar amounts for each program.
- Student recipients can also include eligible dependents.
- Student recipients may be listed in both categories.
- Consult with your campus certifying official, who may not be in the student financial aid office.
- For Post-9/11 GI Bill Benefits, do not include the matching institutional aid provided through the Yellow Ribbon Program if your school participated.
- Information reported to IPEDS is only what is known to the institution.
- Enter zero (0) if your institution did not have beneficiaries for that student level or program. Please do not leave a cell blank.

Type of benefit/assistance	Number of students receiving benefits/assistance	Total dollar amount of benefits/assistance disbursed through the institution	Average dollar amount of benefits/assistance disbursed through the institution	YOUR PRIOR YEAR DATA
				Average dollar amount of benefits/assistance disbursed through the institution
<u>Post-9/11 GI Bill Benefits</u>				
Undergraduate students	<input type="text" value="222"/>	<input type="text" value="1,491,201"/>	6,717	6,341
Graduate students	<input type="text" value="75"/>	<input type="text" value="559,057"/>	7,454	6,659
Total	297	2,050,258	6,903	6,399

<u>Department of Defense Tuition Assistance Program</u>				
Undergraduate students	<input type="text" value="4"/>	<input type="text" value="6,403"/>	1,601	833
Graduate students	<input type="text" value="3"/>	<input type="text" value="11,726"/>	<input checked="" type="checkbox"/> 3,909	990
Total	7	18,129	2,590	938

Back to top

Institution: Eastern Washington University (235097)

## Summary

## IPEDS Student Financial Aid (SFA) Survey Summary

IPEDS collects important information regarding your institution. All data reported in IPEDS survey components become available in the IPEDS Data Center and appear as aggregated data in various Department of Education reports. Additionally, some of the reported data appears specifically for your institution through the College Navigator website and is included in your institution's Data Feedback Report (DFR). The purpose of this summary is to provide you an opportunity to view some of the data that, when accepted through the IPEDS quality control process, will appear on the College Navigator website and/or your DFR. College Navigator is updated approximately three months after the data collection period closes and Data Feedback Reports will be available through the [Data Center](#) and sent to your institution's CEO in November 2023.

Please review your data for accuracy. If you have questions about the data displayed below after reviewing the data reported on the survey screens, please contact the IPEDS Help Desk at: 1-877-225-2568 or [ipedshelp@rti.org](mailto:ipedshelp@rti.org).

Total grant aid awarded to all undergraduate students		\$61,324,221
Number of undergraduate students who were awarded a Pell Grant		2,963
Percentage of FTFT students who were awarded any financial aid		96%
	Percentage of FTFT students who were awarded grant aid by type	Average amount of grant aid awarded by type
Total	92%	\$9,200
Federal Government	65%	\$5,051
Pell	38%	\$4,464
Other Federal	65%	\$2,473
State/Local Government	51%	\$4,747
Institutional	75%	\$3,698
	Percentage of FTFT students who were awarded and accepted loans by type	Average amount of loans awarded and accepted by type
Total	39%	\$6,393
Federal	38%	\$4,809
Non-federal	5%	\$12,735
Average net price for FTFT students who were awarded grant aid		\$12,827
Average net price for FTFT students who were awarded Title IV federal student aid		
\$0 – 30,000		\$6,350
\$30,001 – 48,000		\$6,972
\$48,001 – 75,000		\$10,071
\$75,001 – 110,000		\$16,137
\$110,001 and more		\$20,221

**Military Service members and Veteran's Benefits**

	Number of students receiving benefits/assistance	Total dollar amount of benefits/assistance awarded through the institution
<b>Post-9/11 GI Bill Benefits</b>		
Undergraduate students	222	\$1,491,201
Graduate students	75	\$559,057
Total	297	\$2,050,258
<b>Department of Defense Tuition Assistance Program</b>		
Undergraduate students	4	\$6,403
Graduate students	3	\$11,726
Total	7	\$18,129

[Back to top](#)

[Back to top](#)